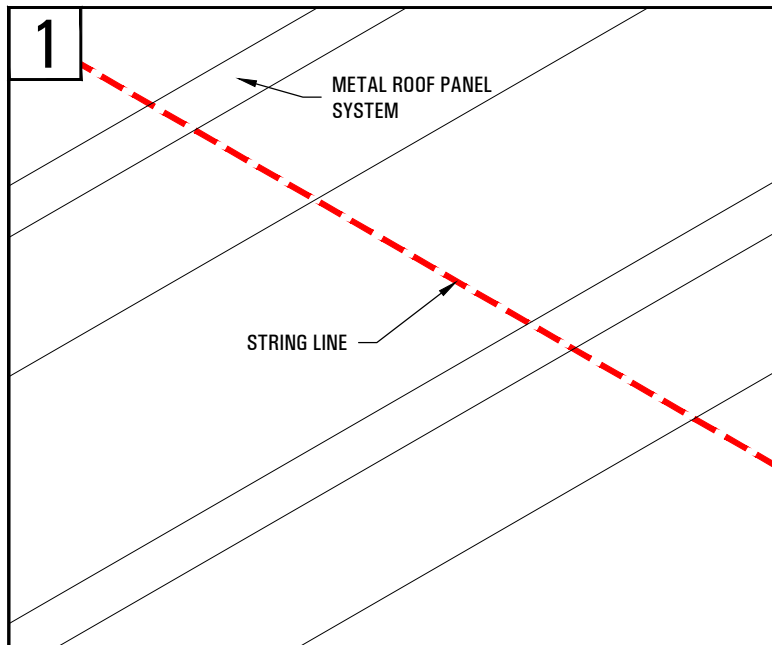
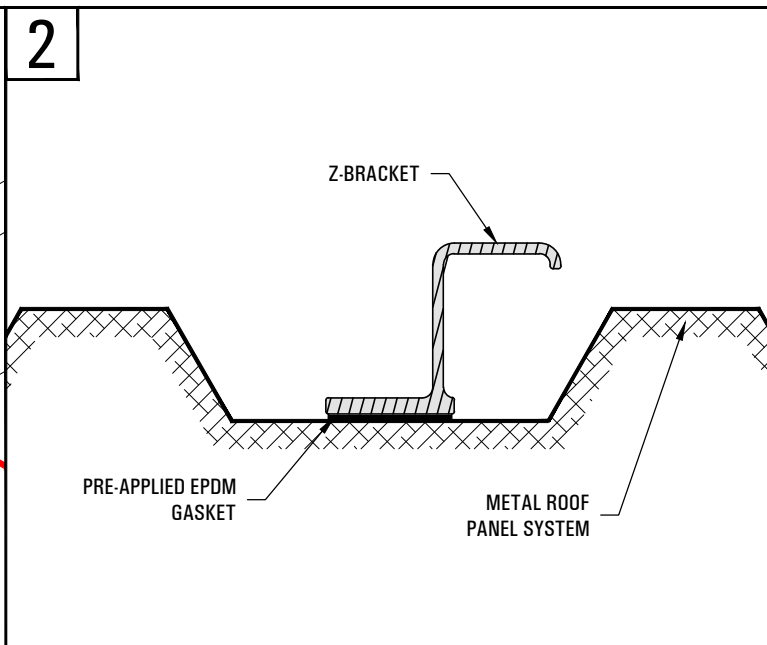
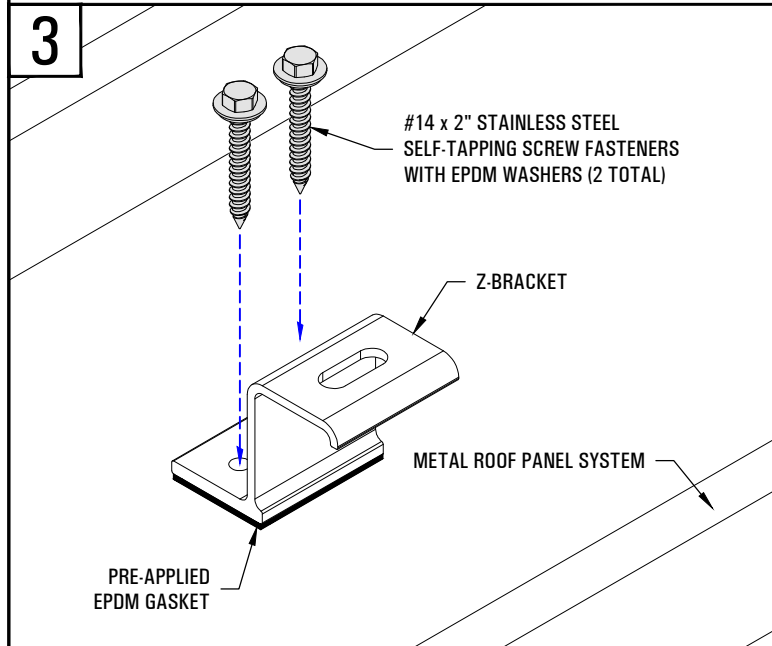
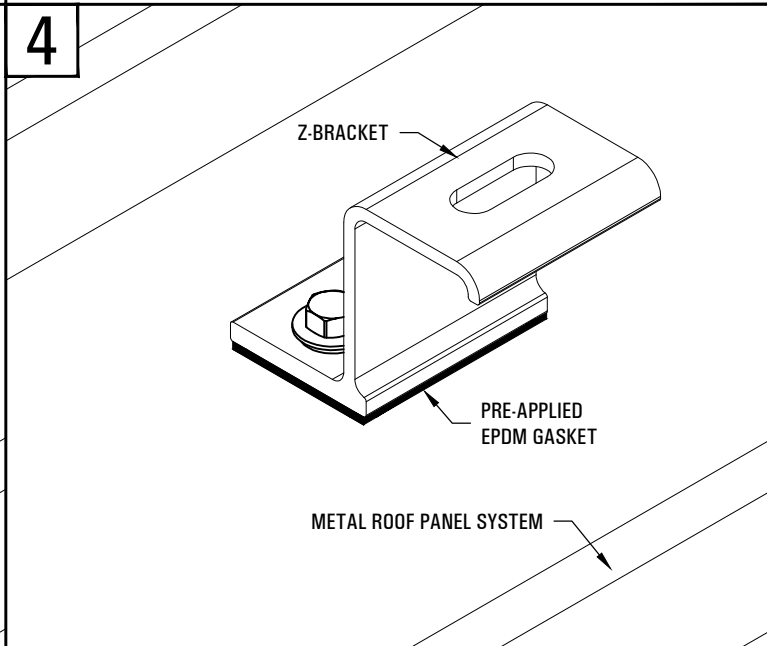


*** Z-BRACKET INSTALLATION INSTRUCTIONS ***

<p>1</p> 	<p>2</p> 
<p>MEASURE THE DISTANCE FROM EAVE TO THE FIRST ROW OF Z-BRACKETS AND USE A STRING LINE OVER THE TOP OF THE ROOF PANEL CORRUGATIONS TO ESTABLISH A STRAIGHT GUIDELINE FOR INSTALLATION.</p>	<p>USE A RAG TO WIPE AWAY ANY EXCESS DIRT AND OIL FROM THE SURFACE OF THE ROOF PANEL. THEN ALIGN THE Z-BRACKET TO THE STRING LINE AND PLACE ON THE ROOF PANEL SEAM AS SHOWN ABOVE.</p>
<p>3</p> 	<p>4</p> 
<p>SECURE THE Z-BRACKET BY SCREWING THE (2 TOTAL) SCI SUPPLIED #14 x 2" STAINLESS STEEL SELF-TAPPING SCREW FASTENERS WITH EPDM WASHERS INTO / THROUGH THE PRE-PUNCHED HOLES, THROUGH THE EPDM GASKET, THROUGH THE ROOF PANEL, AND INTO / THROUGH THE ROOF DECK. MAKE SURE TO NOT OVER-TIGHTEN AS YOU RISK STRIPPING THE FASTENER. IF A FASTENER IS STRIPPED, REMOVE AND REPLACED WITH A SIMILAR FASTENER, BUT OF A LARGER DIAMETER.</p> <p>NOTE: REFER TO THE FASTENER MANUFACTURERS' RECOMMENDATIONS FOR TORQUE AND WASHER SEATING REQUIREMENTS BEFORE INSTALLATION.</p>	<p>VERIFY THAT THE Z-BRACKET IS SECURE, STRAIGHT, AND LEVEL. MEASURE AND MARK THE LOCATION OF THE NEXT Z-BRACKET IN THE SERIES, THEN REPEAT STEPS 2-4 FOR THE REMAINING Z-BRACKETS IN THE SERIES. BE SURE TO FOLLOW THE ARCHITECT'S AND/OR ENGINEER'S REQUIRED SPACING AND/OR LAYOUT, INCLUDING THEIR ADJUSTMENTS FOR FIELD CONDITIONS, IF ANY ARE REQUIRED. A RECOMMENDED LAYOUT CAN BE FURNISHED BY SOLAR CONNECTIONS INTERNATIONAL, INC. UPON WRITTEN REQUEST, ONLY.</p> <p>NOTE: IF THE Z-BRACKET IS INSTALLED ON NON-SMOOTH SURFACE, THE ENTIRE PERIMETER AROUND THE Z-BRACKET MUST BE CAULKED TO ENSURE A PROPER WATERTIGHT DETAIL.</p>

Z-BRACKET INSTALLATION



SOLAR CONNECTIONS
INTERNATIONAL
THE FUTURE OF SOLAR ATTACHMENTS™

4800 METALMASTER WAY - McHENRY, IL 60050

PHONE: 800.815.7652 WEBSITE: WWW.SOLARCONNECTIONS.COM
FAX: 815.455.4367 E-MAIL: INFO@SOLARCONNECTIONS.COM

DISCLAIMER

THE INFORMATION HEREIN IS CONFIDENTIAL AND PROPRIETARY AND IS NOT TO BE DISCLOSED OR DELIVERED TO THIRD PARTIES WITHOUT THE PRIOR WRITTEN CONSENT OF SOLAR CONNECTIONS INTERNATIONAL, INC.

SOLAR CONNECTIONS INTERNATIONAL, INC. DOES NOT WARRANT THE INSTALLATION OF ITS PRODUCTS. PRODUCT PERFORMANCE IS DEPENDENT ON THE INSTALLERS STRICT ADHERENCE TO THESE INSTALLATION INSTRUCTIONS.

SOLAR CONNECTIONS INTERNATIONAL, INC. IS NOT A LICENSED ARCHITECT OR ENGINEER, THEREFORE WE STRONGLY RECOMMEND THAT AN ARCHITECT AND/OR STRUCTURAL ENGINEER PROPERLY LICENSED IN THE CITY AND STATE WHERE THE PROJECT IS LOCATED, REVIEW THE CONTEMPLATED LAYOUT TO ENSURE THAT THE BUILDING STRUCTURE CAN WITHSTAND THE PROJECTED SNOW AND/OR WIND LOAD. SOLAR CONNECTIONS INTERNATIONAL, INC. ASSUMES NO LIABILITY THEREFORE.

DRAWN BY:	RJH
DATE:	1/18/25
SCALE:	N.T.S.

1